

Venue pack: A Studio Rubín

Address:

Malostranské náměstí 9
Malá Strana, Praha 1

Website:

www.astudiorubin.cz

Summary:

A Studio Rubín is a basement theatre just off a busy square below Prague castle at the heart of the north side of the river. It is a black painted box with arched ceiling and end-on raked seating. There is a separate ground level café/bar. Rubín is a classic “fringe” space that works well for theatre as well as comedy, poetry and music.



Bang Average Theatre, 'Lucille & Cecilia', 2019

Seating

60. Loose chairs, end on, raked.

Stage Dimensions

Width 5.9, Depth 4.5 (rear wall is at angle, so SR is .50m deeper than SL), Height: Flat Floor, Height to truss at centre 3.45, at sides 2.5.

The stage is a vinyl dance floor over concrete tiles.

Sight lines

Reasonable for standing performer.

Access

Down steep steps from alleyway. No wheelchair stair lift.

Audience Entrance

As Access. There is only one entrance to this venue.

Dressing Rooms

Single at rear. With shower.

Toilets

Shared with audience.

Walls

Black plaster – there are no drapes at this venue.

Sound

Rubin is sometimes used for music and has a good PA

Mixer Behringer Eurorack MX1X1602 – 8 into 2 channels

Monitors none

Microphones 4 x SM58 equivalent and 2 mic stands

CD player

3 x XLR tie lines from stage to control box

Lighting

Lighting desk Piccolo 12 way – basic memory desk with individual faders

Basic general cover with 2 x focusable profiles (lekos).

Storage

Limited storage in dressing rooms. Furniture and set items can be stored in the downstairs bar area.

Bar

Because of noise pollution the downstairs bar is not open during the festival, however there is an upstairs bar/café and drinks can be brought down.

Furniture

There is no theatre furniture store, however it is possible to use furniture from the bar. This includes basic chairs, bar stools and heavy tables.

Venue Photos:

More photos available at:

<https://drive.google.com/open?id=0B4LaZ1IM6qtuUFY0MFBITnZOTTQ>



'What Next?', CANU THEATRE, 2018



Stage with set



Stage in working lights

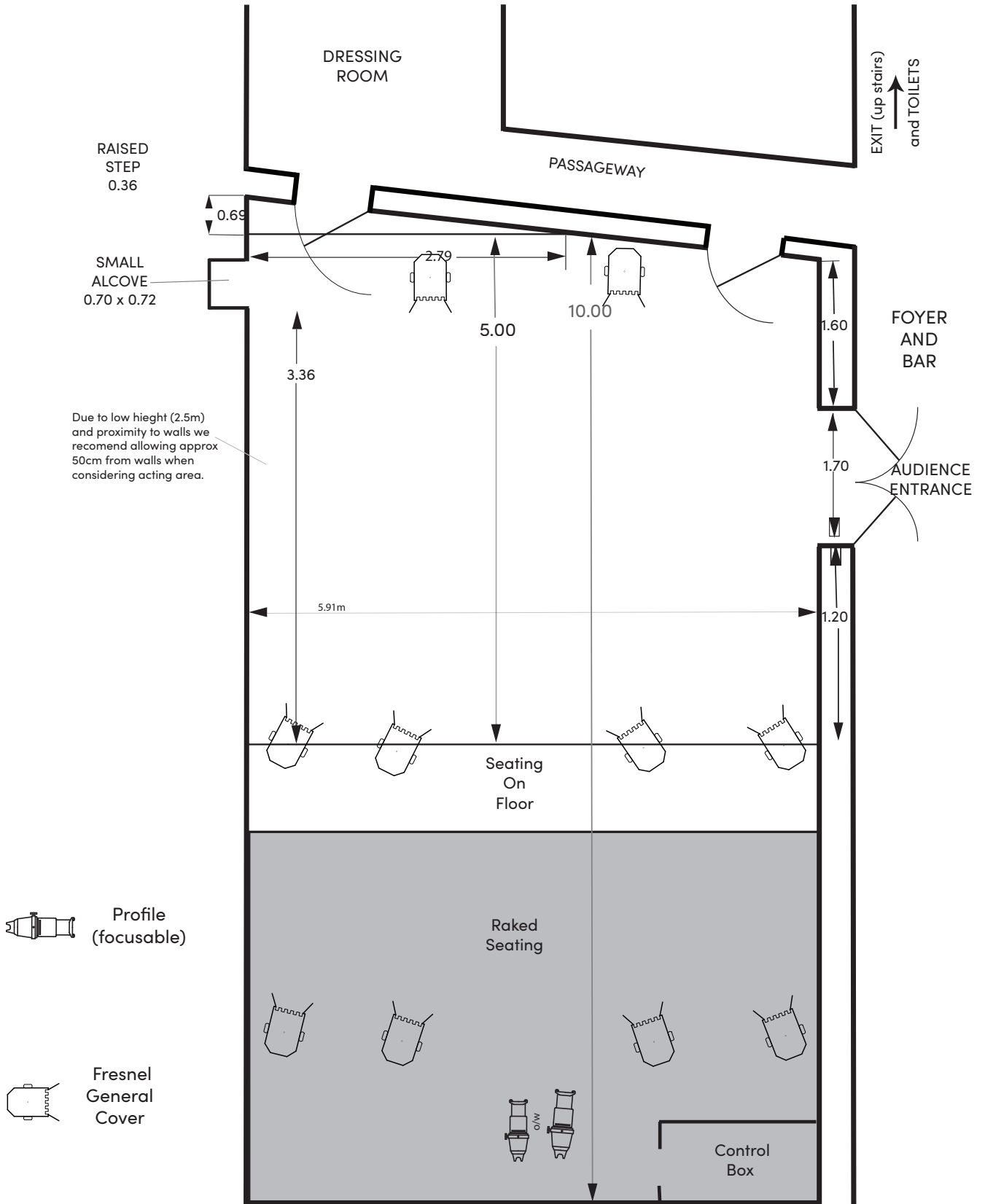


Without dance floor showing tiles

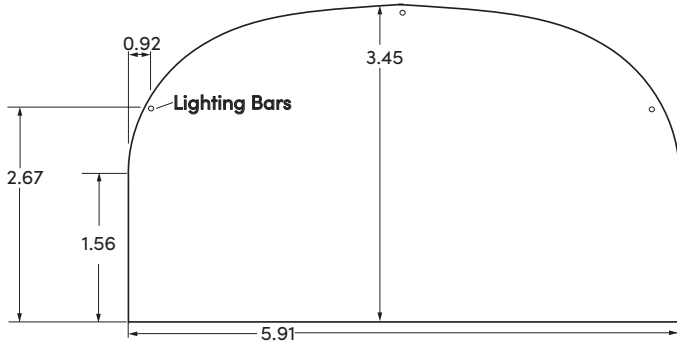


Entrance SR

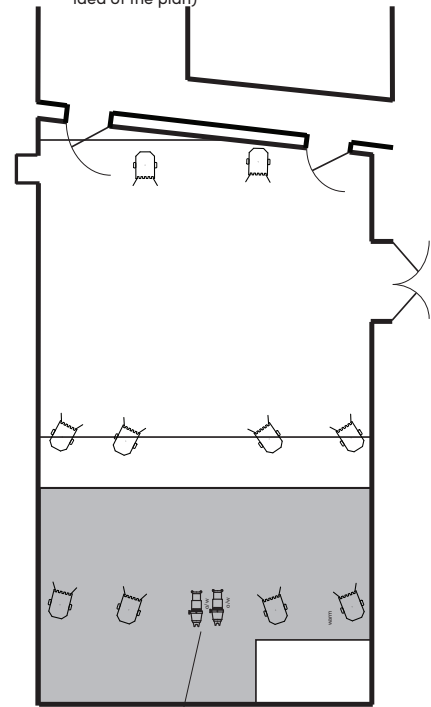
(not to scale)



Elevation



Lighting Plan (this may alter but gives a general idea of the plan)



These 2 profiles may be refocussed for each show. All other lights are fixed